ROHS Compliant

MAPX	MODIFICATION	DATE	DRAW	APPROVE

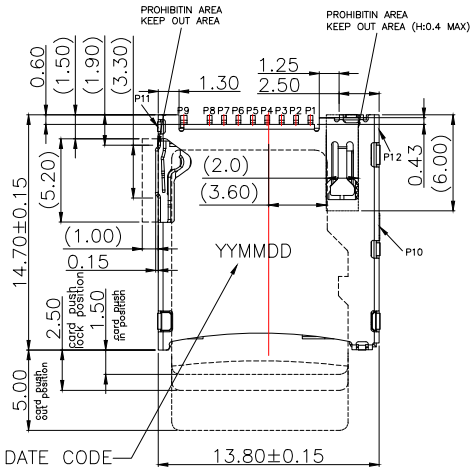

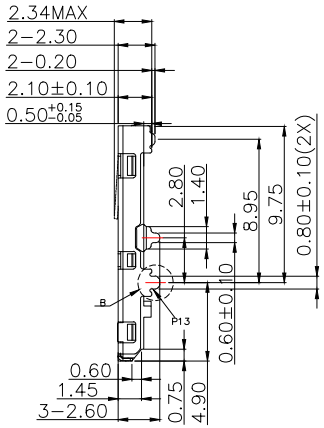

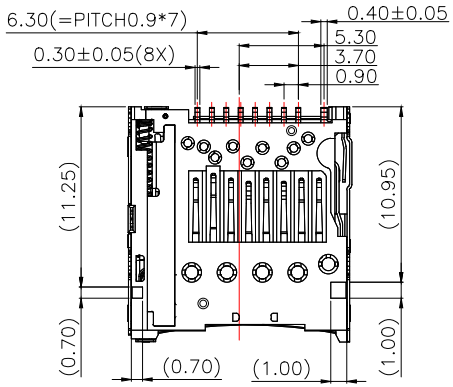

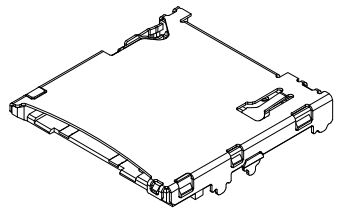

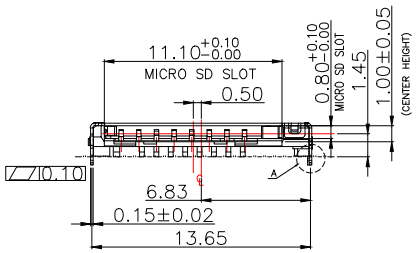

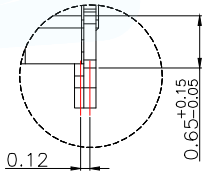

DETAIL A
SCALE 5:1

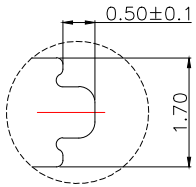

DETAIL B
SCALE 4:1

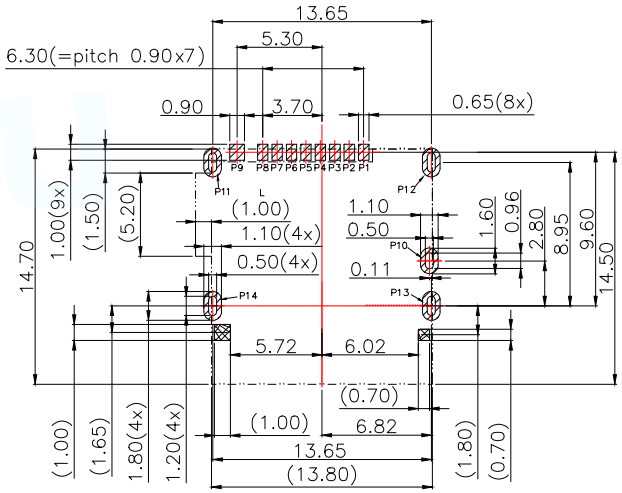

RECOMMENDED PCB LAYOUT(TOP VIEW)
GENERAL TOLERANCE: ±0.05

PAD AREA NO COPPER AREA
KEEP OUT AREA

PIN NUMBER	PIN DEFINE
PIN 1	MICRO SD_DAT2
PIN 2	MICRO SD_CD/DAT3
PIN 3	MICRO SD_CMD
PIN 4	MICRO SD_VDD
PIN 5	MICRO SD_CLK
PIN 6	MICRO SD_VSS
PIN 7	MICRO SD_DAT0
PIN 8	MICRO SD_DAT1
PIN 9	MICRO SD_CD
PIN 10	GND
PIN 11,12,13,14	GND

CARD DETECT SWITCH OPEN/CLOSE FOR MICRO SD CARD POSITION

UN−INSERTION	CARD DERECT SWITCH	
CARD UNINSERTION	OPEN	
CARD HALF INSERTION	OPEN	
CARD INSERTION	CLOSE	
N/O	OPEN	CLOSE
P10 P9	P10 P9	P10 P9

NOTES:
1. MATERIAL:
   1.1 PLASTIC: LCP , UL 94V−0, COLOR: BLACK
   1.2 CONTACT: COPPER ALLOY (C5210)
   1.3 SHELL: STAINLESS STEEL (SUS304)
2. FINISH:
   2.1 TERMINAL: 50u MIN. NICKEL PLATED OVERALL
   2.2 CONTACT: Au 1u"
   2.3 TAIL: 100u MATT−TIN PLATED
   2.4 SHELL: 50u MIN. NICKEL PLATED OVERALL
3. PRODUCT MUST CONFORM TO RoHS AND HALOGEN FREE REQUIREMENT

MANUFACTURE DWG	东莞市讯普电子科技有限公司 DongGuan XunPu Electronics Co,Ltd			
UNLESS OTHERWISE SPECIFED TOLERANCES		TITLE: Micro SD P−P H2.10		
		PAR	SMC−204−ARSP9−H210	
DECIMALS:	ANGLES:	DWN		
X.X:±0.30	X°.:±2°	CHKD		
X.XX:±0.20	X.X°:±1°	APVD		
X.XXX:±0.10		SCALE N:A	UNIT:MM	
	CUSTOMER COPY	SIZE:A4	SHEET:1F1	REV:A